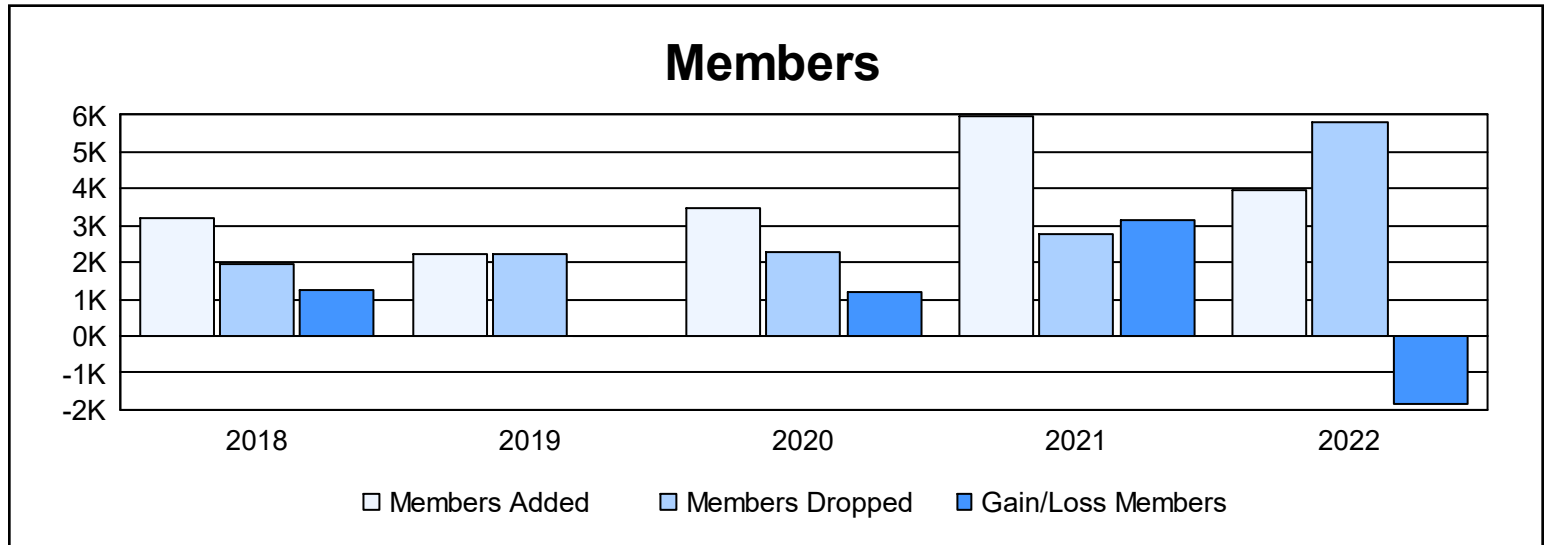
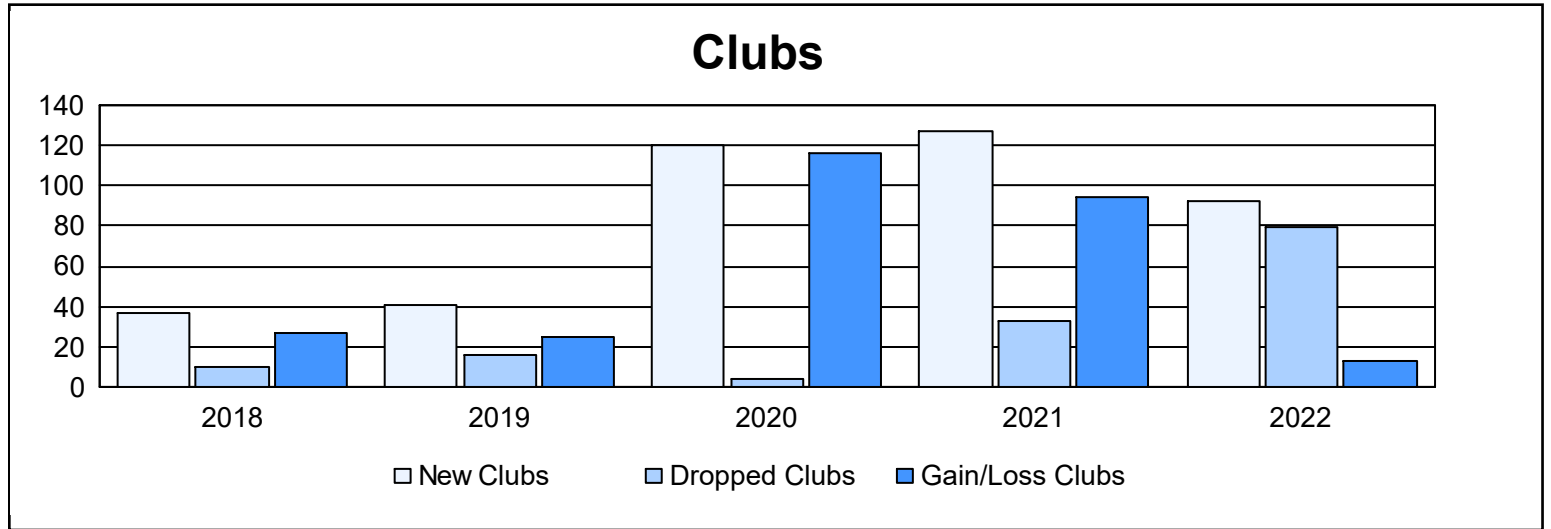
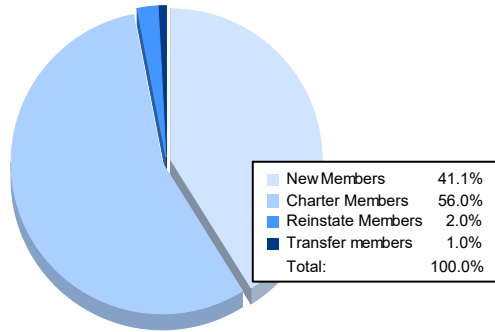


Year	New Clubs	Dropped Clubs	Gain/ Loss Clubs	New Members	Charter Members	Reinstate Members	Transfer Members	Total Member Added	Total Members Dropped	Gain/ Loss Members
2017-2018	37	10	27	1,885	1,137	167	10	3,199	1,972	1,227
2018-2019	41	16	25	933	1,233	66	9	2,241	2,243	-2
2019-2020	120	4	116	747	2,653	55	11	3,466	2,291	1,175
2020-2021	127	33	94	2,524	3,312	83	26	5,945	2,778	3,167
2021-2022	92	79	13	1,621	2,211	78	38	3,948	5,790	-1,842
<b>Average</b>	<b>83</b>	<b>28</b>	<b>55</b>	<b>1,542</b>	<b>2,109</b>	<b>90</b>	<b>19</b>	<b>3,760</b>	<b>3,015</b>	<b>745</b>



### Membership Composition June 2022 Cumulative



### Gender Composition June 2022 Cumulative

